


Halogen Point Heater Laboratory – Kit
HPH-60FA/f30-450w +HCVD
Max.Temp.1400°C
Easily heating high temperatures!



◆ **Feature** ◆


- 1). Easily heating high temperatures by the kit !
- 2). Easily heating 1400°C case by max.temperature.
- 3). Easily adjusting the radiation diameter (focal size) by manual lift!
- 4). Easily changing the heat power (wattage) by slide transformer !

Heat-tech



【 Power: 5v/about17w 】

The output was adjusted to 5v by the slide transformer.
It can visually check the rated point in diameter $\Phi 6$ of 17w.




【 Power: 36v/450w 】

It shine so very bright emission of heat generation 450W maximum output.
The diameter of a rated point cannot be visually checked.



【 Power: 36v/450w Used the protective glass.】

Then attached protective glasses are used,
positioning of an irradiation point can be performed easily visually.

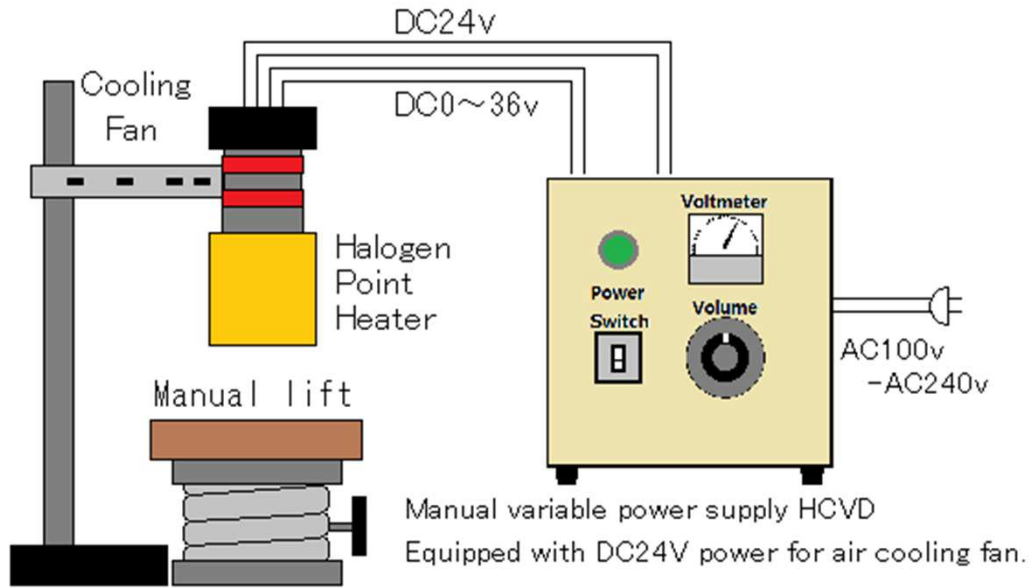


(Example of lab kit assembly.)

(※The lab kit is delivered as individual components.)

- ① Heater mounting bracket
- ② Manual lift.
Up and down 80 mm by 16 rotating knobs, the accuracy is 0.5 mm.
Manual lift. Platform surface is 100mm x 100mm,
- ③ Square Australia Brick. It is useful when place the test piece.
- ④ Test stand Pole & Base
- ⑤ Fan air cooling type Halogen Point Heater HPH-60FA/f30/36v-450w/GW
High power of 450w is condensed into Φ 6, heating the object.
- ⑥ Power cable for heater controller
- ⑦ Manual variable power supply HCVD-AC100-240V/DC36V-600W
Input voltage in the range of AC100V-AC240V.
The output adjustable range DC0v ~ 36v.
Equipped with DC24V power for air cooling fan.
- ⑧ Safety glasses against high intensity light
It can visually check the high-intensity irradiation point at maximum output.

【 Lab-kit Actual wiring diagram 】



【 Sintering examination of ceramics 】

* We have no idea about good way to easily control and hot quickly.

→→The ceramics was high temperature heated with the **Halogen Point Heater**. The sintering examination went well because the temperature rise and the cooling time were short, and the temperature limiting was easy. The controller controlled the temperature, measured the heating inclination, and obtained the reproducibility characteristic.



【 Forming of the multilayer polymer film 】

* There was no heater can heat to penetrate the polymer film on the upper side metallic mold..

→→We use **the Halogen Point Heater**. Because the halogen point was heated to pinpoint the location of the targeted by passing on.

It heated more quickly , and up the production cycle time.

Non-touch High temperature heating

Heat-tech

Heat-tech Co., Ltd.

<https://heater.heat-tech.biz/>

International Medical Device Alliance IMDA

1-6-5 Minatojima Minamimachi Chuoku Kobe 650-0047 Japan

TEL 81-78945-7894 FAX 81-78945-7895

E-mail info@heat-tech.biz